

قطر للبترول
Qatar Petroleum



DRILLING OPERATIONS INCIDENT REVIEW COMMITTEE

DOIRC # 20

21st May 2007

HSE STATS & HIGHLIGHTS

HIGHLIGHTS April 2007

Rig / Vessel	Days Without LWC
GDI - 4	193 *
GULF - 1	208 Since (3/10/2006)
GDI - 1	334 Since (30/5/2006)
GDI - 3	402 *
GULF - 2	604 Since (02/09/2005)
GDI - 2	769 *
HALUL 37	954 *
RLC WORKSHOP	1297 *
HALUL 30	1523 *

QP: Last LWC on Nov 9th., 2004 (Dukhan)

Contractors: Last LWC on Oct 3rd 2006 (Gulf-1)

*** Zero LWC since start up**

HIGHLIGHTS April 2007

- **1,211,713 hrs (QP&CONT) since last LWC.**
- **Zero Environmental Incident.**
- **Developed the Drilling Dept. EMS,
ISO 14001 Certification audit on June.**
- **Achieved Safety Incentive Scheme
targets for Q1-2007.**
- **Attended IADC Conference - BAHRAIN.**
- **Attended GCC Conference - BAHRAIN.**

SAFETY SCHEME April 2007

	2007 Targets	2007 Actuals
FAR*	0	0
LTIF**	3.75	0
TRCF***	7.50	4.24
First Aid	No Targets	3
Damage	No Targets	4
Near Miss	No Targets	3
Well Control	No Targets	5

* FAR = Fatality Accident Rate = FAT * 100,000,000 / Man Hours

** LTIF = Lost Time Incident Frequency = LWC * 1,000,000 / Man Hours

*** TRCF = Total Reportable Case Frequency = TRC * 1,000,000 / Man Hours

NOTICE BOARD April 2007

DRILLING DEPARTMENT SAFETY STATISTICS

DAYS WITHOUT LWC Q.P	<u>901</u>
DAYS WITHOUT LWC CONTRACTORS	<u>208</u>

OFFSHORE OPERATIONS

DAYS WITHOUT LWC Q.P	1630	(Nov. 11, 2002)
DAYS WITHOUT LWC CONTRACTORS	<u>208</u>	(Gulf-1: Oct 3, 06)

ONSHORE OPERATIONS

DAYS WITHOUT LWC Q.P	<u>901</u>	(Nov.9 ,2004)
DAYS WITHOUT LWC CONTRACTORS	334	(GDI-1: May 30, 2006)



Weatherford HSE Statistics Jan- April 2007

HSE Statistics

	JAN	FEB	MAR	APR
Lost Time Incidents	0	0	0	0
Medical Treatment Case	0	1	0	0
Restricted Work Case	0	0	0	0
First Aid Case	0	0	1	0
Road Traffic Accident	0	0	0	0
Near Miss	0	0	0	0
SafeStart Cards	46	108	653	669



Weatherford HSE Statistics Jan- April 2007

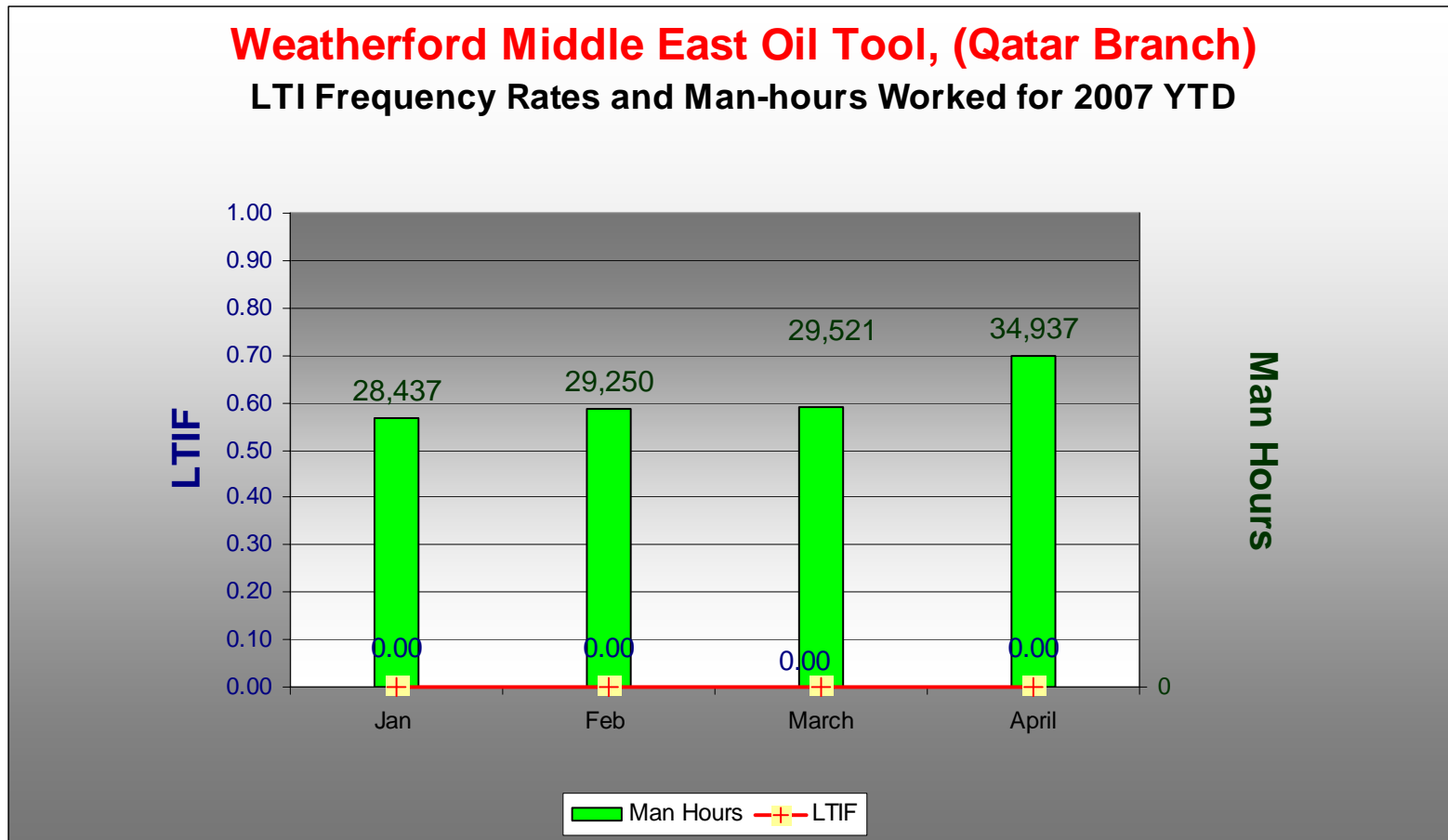
HSE Statistics 2007 YTD





Weatherford HSE Statistics Jan- April 2007

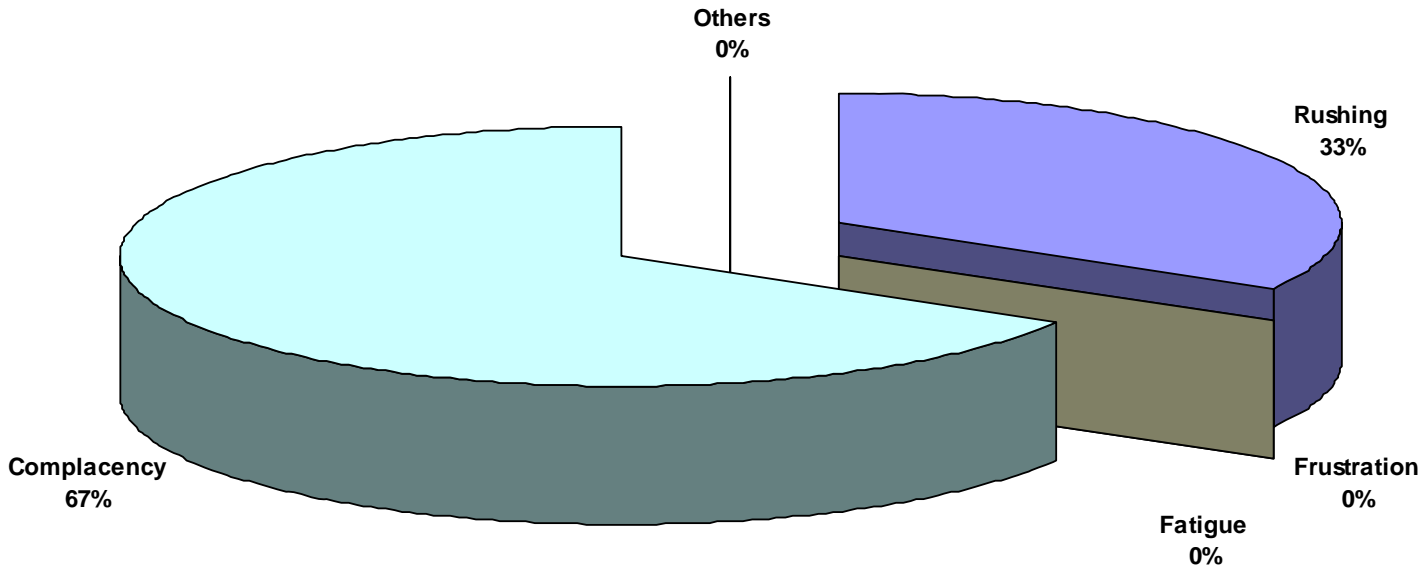
LTIF VS Man hours worked





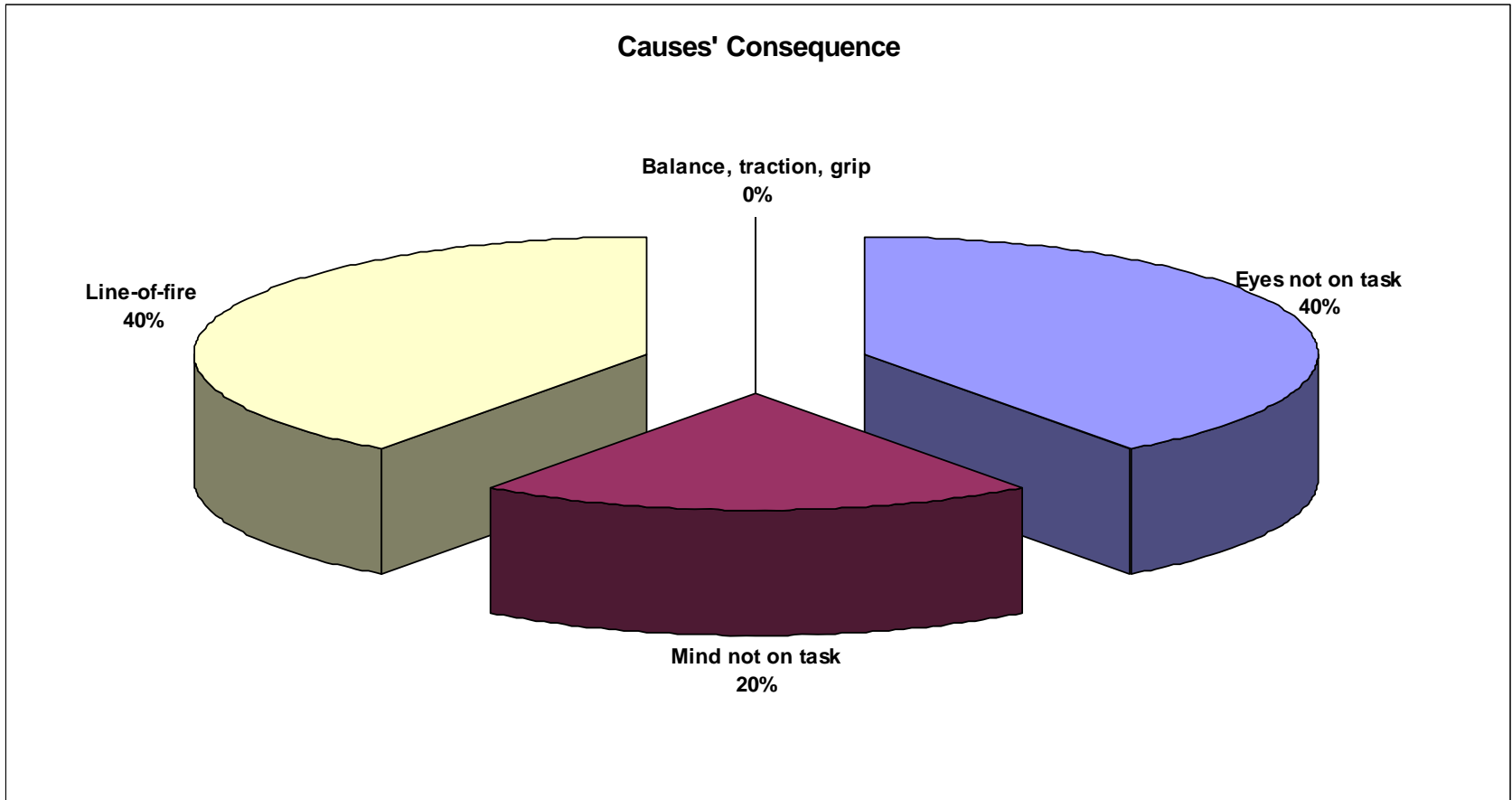
SafeStart Cards Analysis Jan- April 2007

Observations' Causes



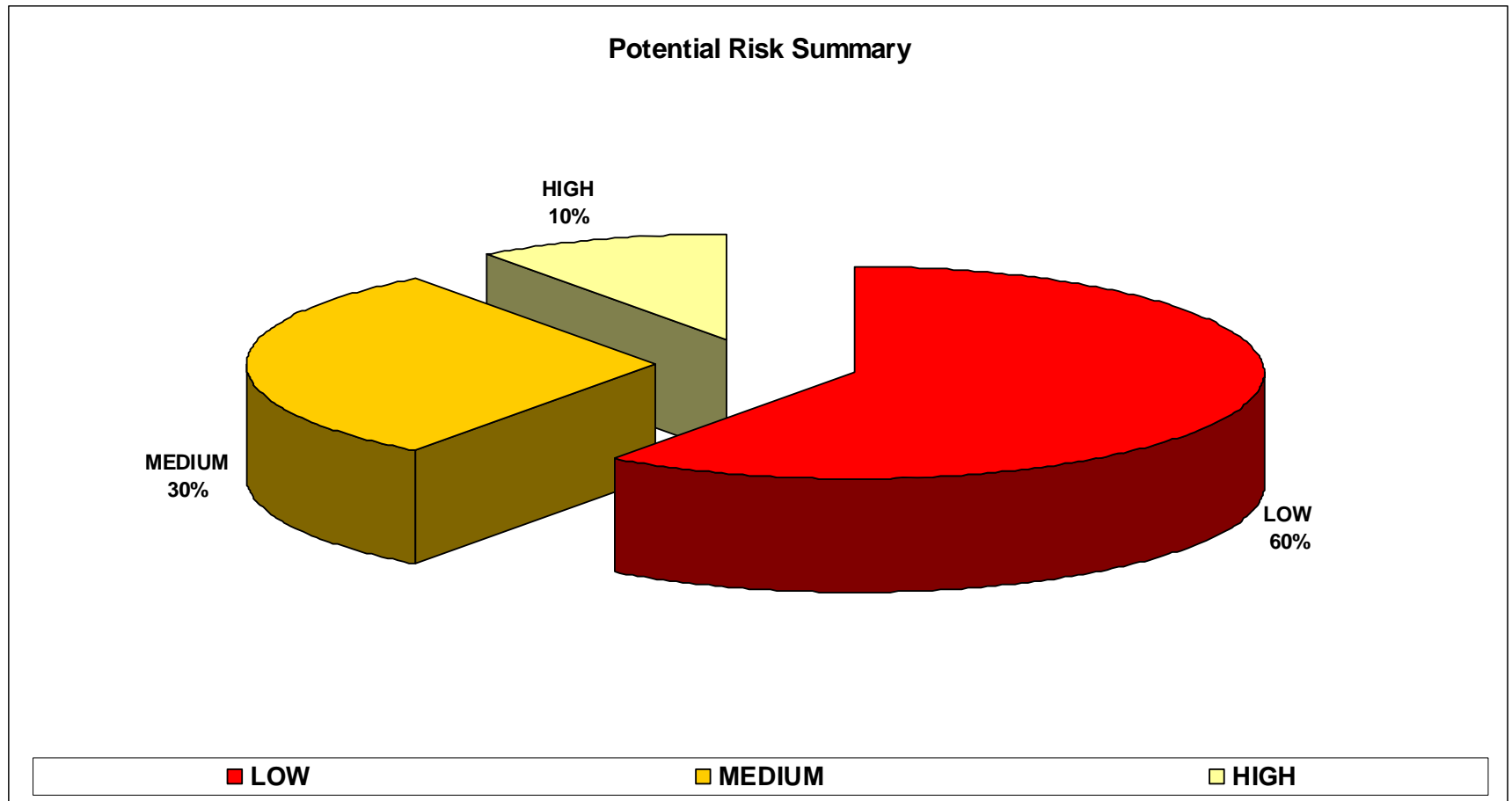


SafeStart Cards Analysis Jan- April 2007





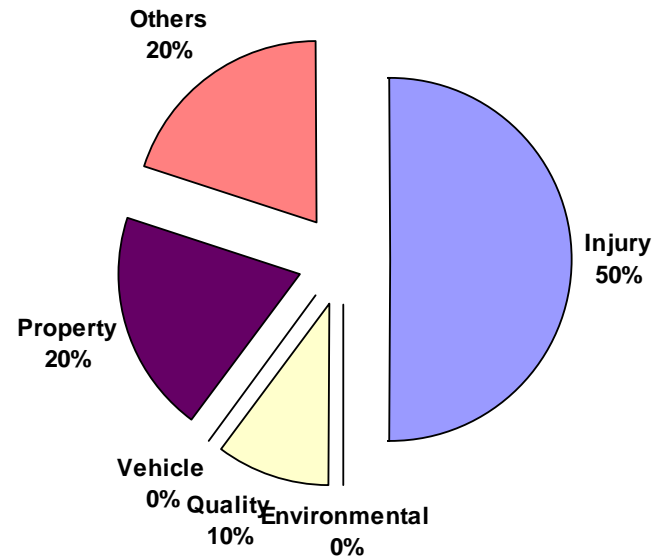
SafeStart Cards Analysis Jan- April 2007





SafeStart Cards Analysis Jan- April 2007

Potential Impact



ISO 9001 – 2000 Company

**Safety High lights achieved as of
Jan. –Mar. 2007 (Q1)**

LTI - 0

TRIR – 0

**Total Man-Hours in all Proj.
107,230 hrs**

THANK YOU



QG3&4 JADT Upstream Project

SAFETY PERFORMANCE **Year to Date April 2007**



Bill Mitchell
HSE Lead, Drilling Dept.

SAFETY PERFORMANCE YTD 2007

Man-hours	LTI	LTIR	TRI	TRIR
34236	0	0.00	0	0

Last Recordable Injury, Medical Treatment Case in Feb 2006



SAFETY PERFORMANCE Since Last DOIRC

0 Recordable Incidents

3 Non-Recordable Incidents (FAC)

- 1 x Twisted Ankle
- 1 x Cut Palm
- 1 x Grazed Leg

4 x Near Miss Events

- 2 x Dropped Objects in the derrick
- 1 x Fork Lift rolled casing
- 1 x SBV Fire pump not available

2 x Vehicle Incidents

- 1 x truck collision
- 1 x minor bump reversing



SAFETY PERFORMANCE Project


12 Month Rolling Average		
Total Hours	TR1	12Month TRIR
785,242	0	0.00

Since FEED January 2005		
Total Hours	TR1	FEED TRIR
2,295,861	4	0.35

Shore Base 1 year completely accident free 19th May 2007



SAFETY PERFORMANCE Project



NOWMCO – QHSE Highlights Q1 2007

Lost Time Incident Frequency (LTIF):	0
Total Recordable Incident Frequency (TRIF):	0
Environmental Incidents:	0
Reportable Occupational Deceases:	0
Total Training Hours: hrs	750



Rig	Operator	Recordable Free Days	LTI Free Days
54	RASGAS	607	2329
84	MAERSK	503	1118
88	RASGAS	923	923
94	RASGAS	860	945

NOBODY GETS HURT

Annual Presentation

May 21, 2007

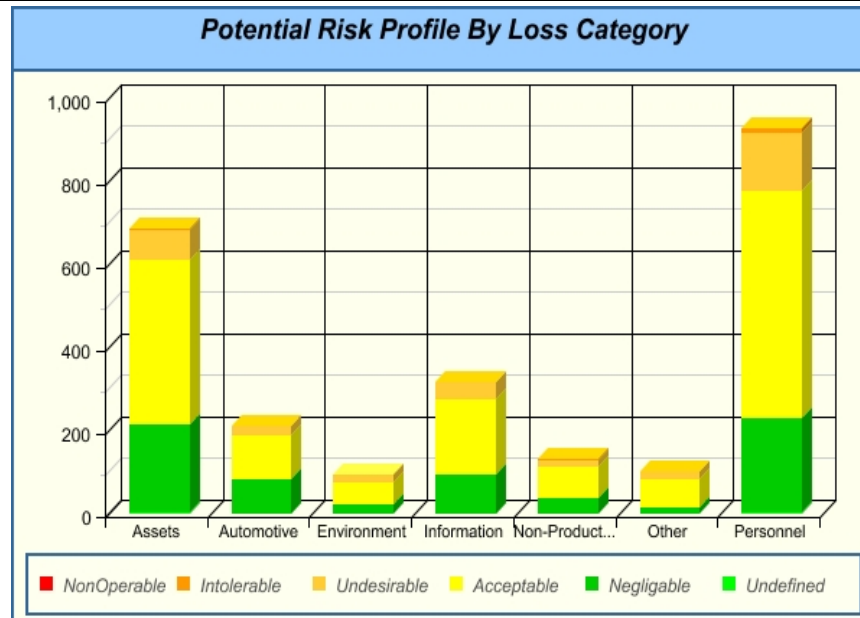
QHSE Results

Q1 2007



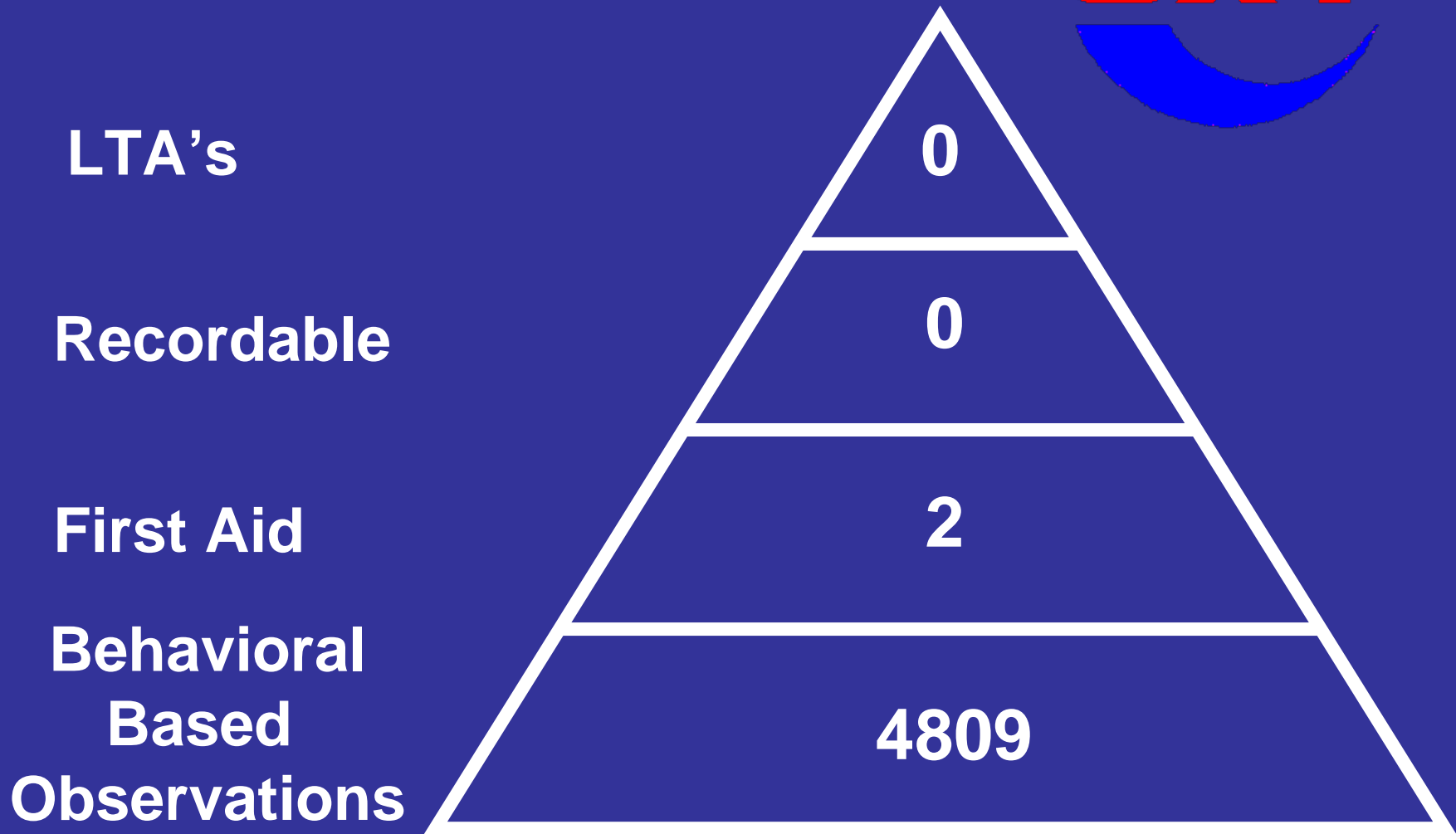
HSE Reporting

	2004	2005	2006	2007 Q1
Total HSE Events	2,673	3,776	5,121	1497
Catastrophic	-	-	-	
Major	-	1	-	
Serious	7	6	7	2
Light	42	42	45	8
Near Accident/ Hazardous Situation	2,624	3,727	5,069	1487



Safety Statistics: Personnel

Personnel	2004	2005	2006	2007 Q1
FAT - Fatalities (Employees & Contractors Only)	-	-	-	
FAR - Fatality Rate (FAT / 100,000,000 manhours)	-	-	-	
LWC - Lost Work Cases	3	1	2	1
RWC - Restricted Work Cases	2	2	2	0
LD - Lost Days	14	100	83	16
TDL - Total Days Lost	57	125	149	16
MC - Medical Treatment Cases	5	2	3	1
FAC - First Aid Cases	8	5	9	1
LTI - Lost Time Injuries (FAT + LWC)	3	1	2	1
CLTI - Combined Lost Time Injuries (FAT + LWC + RWC)	5	3	4	1
TRI - Total Recordable Injuries (FAT + LWC + RWC + MC)	10	5	7	2
LTIF - LTI Frequency = (LTI / 1,000,000 manhours)	3.58	0.80	0.94	1.47
CLTIF - Combined LTI Frequency = (CLTI / 1,000,000 manhours)	5.97	2.40	1.88	1.47
TRIF - Total Recordable Incident Frequency (TRI / 1,000,000 manhours)	11.94	4.00	3.29	2.94
LTIR - Lost Time Injury Rate (LTI / 1000 emp / year)	8.67	1.74	2.50	1.07
Manhours	837,310	1,249,745	2,129,273	679,480
Headcount - Total (Employees+Contractors)	346	575	802	883





2007 QATAR HSE PERFORMANCE

- ▶ HSE Year to date (Jan-April 2007 Statistics)
- ▶ Highlights/Lowlights



HSE PERFORMANCE – Year to date

Man-hours Worked (As of Apr 2007)	311,900
Miles Driven (As of Apr 2007)	162,852 miles
Recordable Injury Frequency	0
Recordable MVA Frequency	0
Total Man-power	240(ave.)
Number of Incident	3 (2 NMDO,1 Environment)
Number of HOC	404 (Reviewed & Closed)



November 2004 Highlights/Lowlights!

▶ Highlights:

- No recordable HSE Incidents.
- On 26th April 2007, achieved six (6) years without Lost Time Accident

▶ Lowlights :

- Nil

Baker Hughes Qatar


January – April 2007

Incidents – Zero LTI's or Recordable Incidents

Highlights;

- Baker Hughes INTEQ – 'Chairman's Award' for HSE Excellence & 10 Years in Qatar with Zero LTI's.
- Baker Oil Tools – 12 Years in Qatar with Zero LTI's.

years
100
of Technical Innovation
1907-2007



DOIRC Meeting

DOLPHIN
ENERGY

دولفين
للاطاقة



21st May 2007

Intercontinental Hotel

Overview

- 1.HSE Statistics for 2007**
- 2.HSE Safety Milestones**
- 3.Initiatives**

Wells Operations HSE Statistics

Year 2007 as of 30th April 2007

DOLPHIN ENERGY
دولفين للطاقة

- ✓ Fatality : 0
- ✓ LTI : 0
- ✓ TRIR : 3.69 / MM man hours
- ✓ Man –hours : 271,224
- ✓ Reportable Treatment Case: 1
- ✓ First Aid: 0
- ✓ Property Damage: 0
- ✓ Transport Incident: 1
- ✓ Environmental: 0
- ✓ HSE observation cards: 4,672

Target –4.0

2007

- ✓ **2 year LTI free** on Jaya Supplier 1 on 15th January 2007
- ✓ **2 year LTI free** on Jaya Scout on 06th January 2007
- ✓ **1,000 days** without LTI was achieved at the logistics base on 01st February 2007
- ✓ **500 days** without LTI was achieved on Key Hawaii on 28th March 2007

2007 incidents


- ✓ **3 Near miss incidents** were experienced on the Key Hawaii of which one is considered as HIPO (blown off tree cap)
- ✓ **1 transport incident** was experienced on 29th January 2007 by a VCG heavy duty truck. 1 mirror broken.
- ✓ **1 recordable incident** was experienced on 16th April 2007 on Key Hawaii. The IP was attempting to adjust the position of a newly fitted expansion joint with a hammer. The hammer slipped and hit his left hand ring finger causing injury (3 stitches)

2007 Safety Initiative

- ✓ **Shadow initiative campaign was rolled out on Key Hawaii on 03rd March 2007.**

Shadows board

Safety alerts chosen by the Offshore team and replaced on a weekly basis (one at a time)




Shadows representation



“Shadows” with a Zig Zag across symbolize a fatality has taken place.

“Shadows” without a Zig Zag across illustrates and accident or incident has taken place

The number in the clear pocket indicates which Safety alert on the Shadows board tells the sad story.



DOLPHIN
ENERGY

دولفين
للاطاقة



Thank you for your
attention

Any questions



RasGas 1st Quarter 2007 Highlights



- Observation card program commences in offices
 - Safety Leadership training workshops x 3
 - Operational Highlights

Shorebase - 10 Years LTI free

Ensco 88 - 2 Years Zero Recordable Incidents

NCVD - 2 Years Zero Recordable Incidents

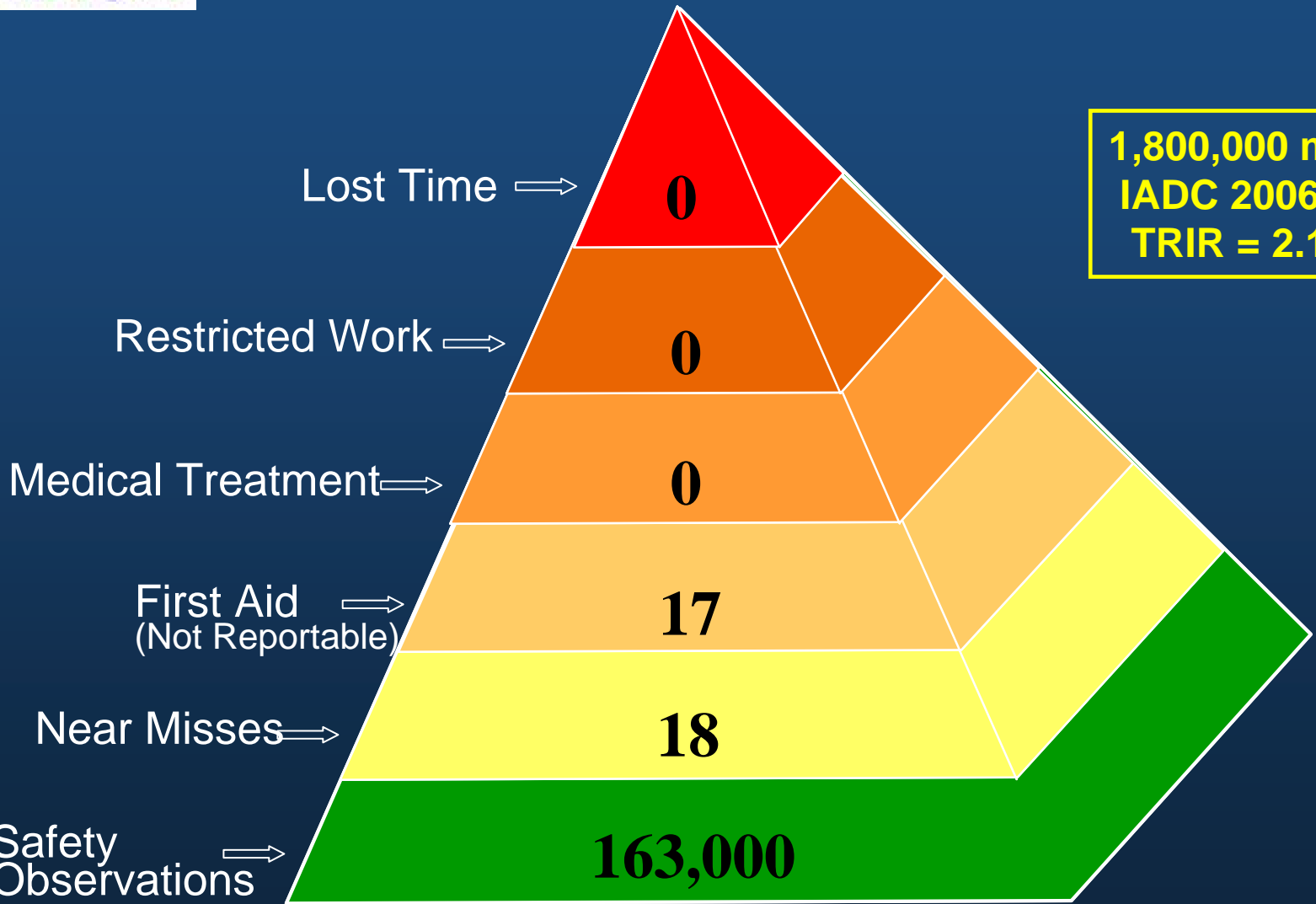
NJP - 2 Years Zero Recordable Incidents

NDT - 2 Years Zero Recordable Incidents

Ensco 94 - 1 Year Zero Recordable Incidents



2007 Subsurface Group Safety Performance thru April 2007



1,800,000 man-hours
IADC 2006:
TRIR = 2.19

